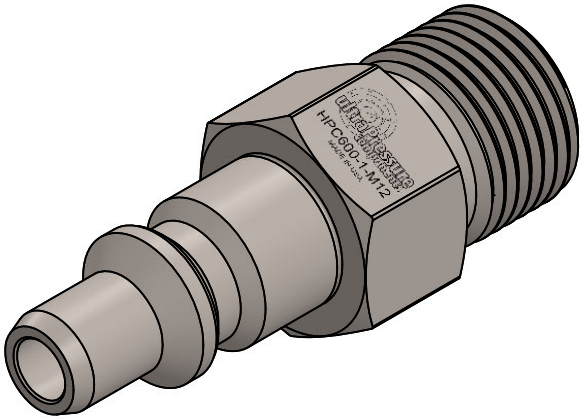


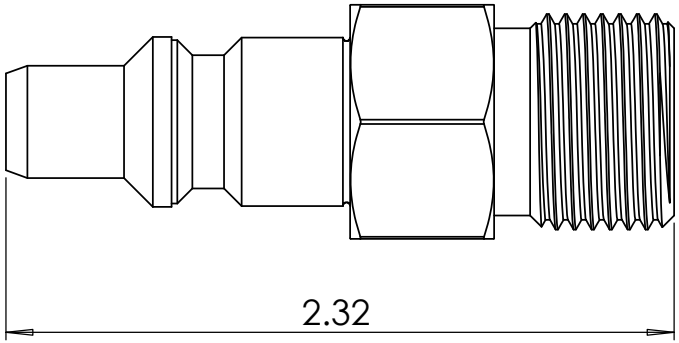


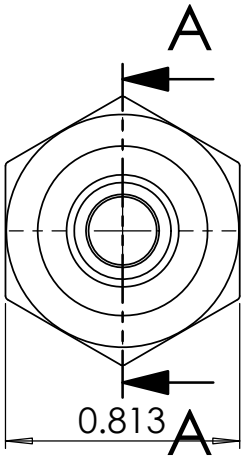


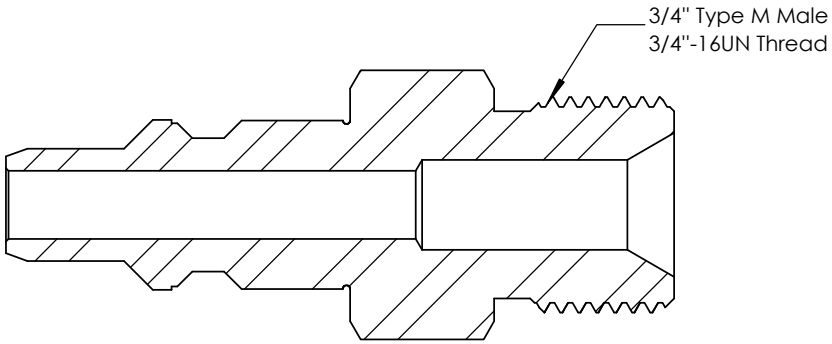


SECTION A-A

| REVISION NOTES AND DATES |
|---|
| |
| |
| |

UNLESS OTHERWISE SPECIFIED:

ALL DIMENSIONS ARE IN INCHES
TOLERANCES AS FOLLOWS:
1 PLACE DECIMAL (.0): ±.030
2 PLACE DECIMAL (.00): ±.020
3 PLACE DECIMAL (.000): ±.010
ANGLES: ±2°

SURFACE FINISH: 63RMS
BREAK ALL EDGES: .010-.015
FILLETS & ROUINDS: R.015 - 0.30

THREADS UNIFIED CLASS 2A - 2B
CHAMFER THREADS 45° TO ROOT
30° CHAMFER IS OPTIONAL
FOR MALE THREADS ONLY

| | NAME | DATE |
|---|---|---|
| DRAWN | BM | 09/26/2024 |
| CHECKED | KH | 09/26/2024 |

DATE STARTED IN PRODUCTION:

09/26/2024

**ULTRA PRESSURE COMPONENTS**
**HOUSTON, TX**

TITLE:

HPC600 Nipple x 3/4" Type M Male
30,000 psi

| SIZE | DWG. NO. | REV |
|---|---|---|
| A | HPC600-1-M12 | Y |

SCALE: 1.5:1 | WEIGHT: 0.18 | SHEET 1 OF 1

**PROPRIETARY AND CONFIDENTIAL**

THE INFORMATION CONTAINED IN THIS DRAWING IS THE SOLE PROPERTY OF ULTRA PRESSURE COMPONENTS. ANY REPRODUCTION IN PART OR AS A WHOLE WITHOUT THE WRITTEN PERMISSION OF ULTRA PRESSURE COMPONENTS IS PROHIBITED.

5 4 3 2 1